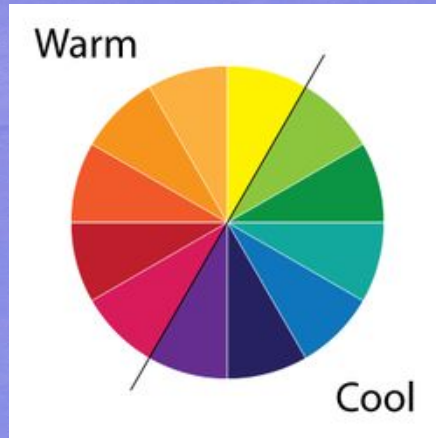


Grade 8

Colour

Colour Project

In grade 8, our focus is on the contrast of colours. Last week, we learned a little bit about colour theory. This final project will highlight our understanding of warm/cool colours.






The **e** hullquist
art's experience

WARM vs. COOL

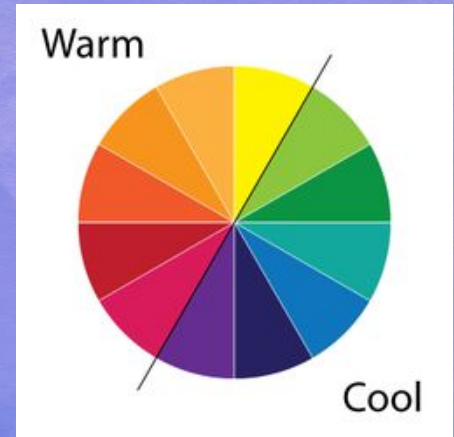
What You Will Need:

- ❑ Pencil
- ❑ Variety of colouring mediums (Colouring pencils, markers, crayons, water colours, paint, etc.)
- ❑ Paper (you can either print the worksheet or colour on a blank piece of paper if you do not have a printer.



Project Instructions

Create an art piece that clearly demonstrates your understanding of warm and cool colours. Half of the page should be filled with warm colours, while the other half is filled with cool colours. This is the time to get creative. This art piece can be in the form of a painting, drawing (coloured in), a collage, etc.)



Project Examples (Page 1):



Project Examples (Page 2):

